




MARKSUSA



Custom Lockset Division: Design from the Inside Out
Levers, Knobs & Escutcheons





MARKS CUSTOM LOCKSET DIVISION

Marks USA Custom Lockset Division product is manufactured with the quality engineered mechanical locksets that carry our Lifetime Mechanical Warranty. These products are non-stocked due to the large array of both designs and finishes and thus require longer lead times and minimum order quantities. This catalogue is only a sampling of the designs that can be supplied. Standard mortise & tubular lock trim are usually stocked and are available in normal lead times.

Table of Contents

Stainless Steel Cast Levers 2-14

Stainless Steel Tubular Levers..... 15-19

Standard Mortise & Tubular Lock Trim & Rose Styles..... 20

Custom Forged Brass Levers..... 21

Turnpieces 22

Custom Forged Brass Trim 23

Custom Escutcheon Plates 24-26

Additional Custom Designs..... 27-28

ArchiTech™ Designer Wireless Access Control 29

Lifetime Mechanical Limited Warranty

MARKS USA warrants that its products are free from defects in materials and workmanship. This warranty is limited to the lifetime of the door on which our lock is installed. In the event our product does not conform to this warranty, MARKS USA will repair or replace the product free of charge. This warranty does not cover defects or damage arising from improper installation, lack of or improper maintenance, improper storage, shipping and handling, ordinary wear and tear, misuse, abuse, accident, unauthorized service, or use with unauthorized non-MARKS products or parts. We reserve the right to make changes in materials, components or manufacturing methods. Liability under all warranties expressed or implied is limited to replacement of the defective goods. This warranty does not cover nor provide for the reimbursement or payment of incidental or consequential damages. Additionally, the company will not warrant ANSI A156.2 Grade 2 lever product installed in educational facilities and student housing.



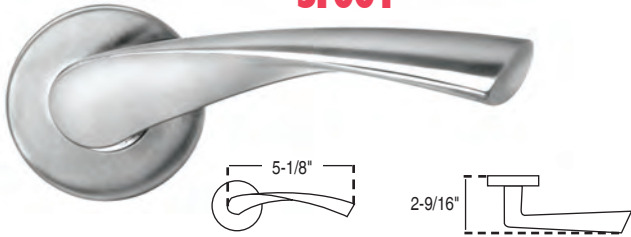
Because common pin tumbler cylinders may be compromised by picking, drilling or key bumping, for applications where greater security is required, we created Marks USA HI-SECURITY™, constructed with multiple pin planes and sidebars, that are drill-, pick- and bump-resistant.



STAINLESS STEEL INVESTMENT CAST LEVER HANDLE

For Grade 1 Mortise & Tubular Locksets


SF001



SF002




SF003




SF004



SF005



SF006



SF007



SF008



SF009




SF010



SF011



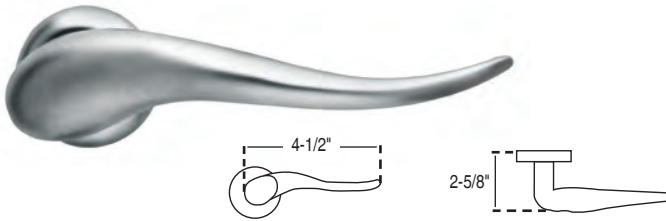
SF012



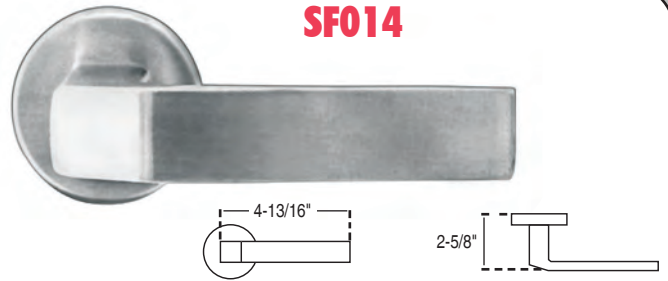
STAINLESS STEEL INVESTMENT CAST LEVER HANDLE

For Grade 1 Mortise & Tubular Locksets

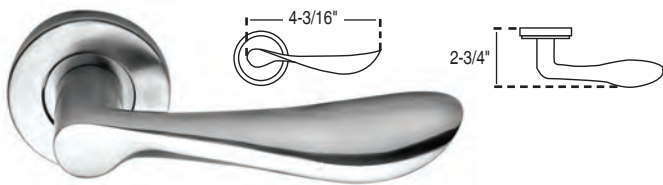
SF013



SF014



SF015



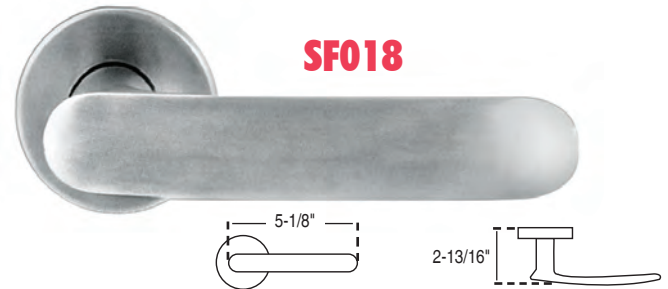
SF016



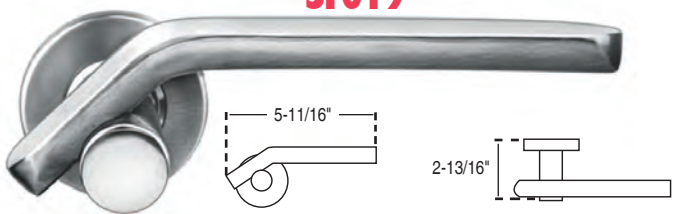
SF017



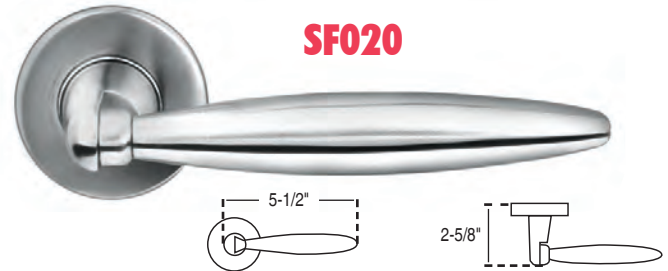
SF018



SF019




SF020



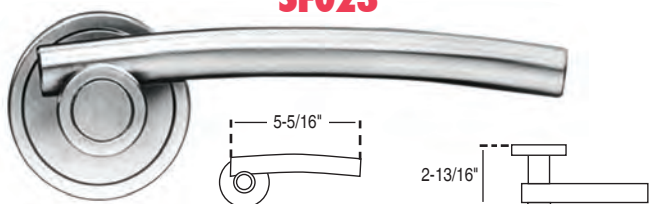
SF021



SF022



SF023



SF024



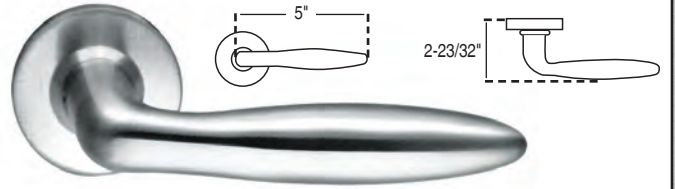
STAINLESS STEEL INVESTMENT CAST LEVER HANDLE

For Grade 1 Mortise & Tubular Locksets

SF025



SF026



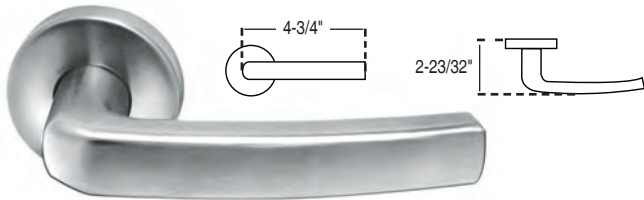
SF027




SF029



SF030



SF031



SF032




SF033




SF034



SF035



SF035A



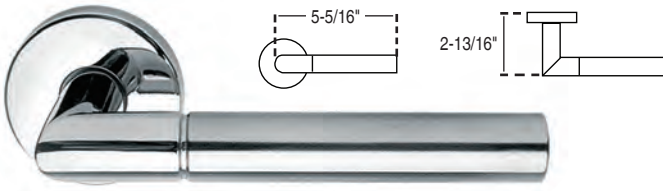
SF036




STAINLESS STEEL INVESTMENT CAST LEVER HANDLE

For Grade 1 Mortise & Tubular Locksets


SF037




SF037A



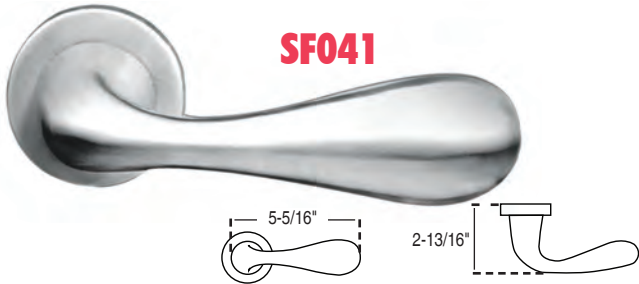
SF038



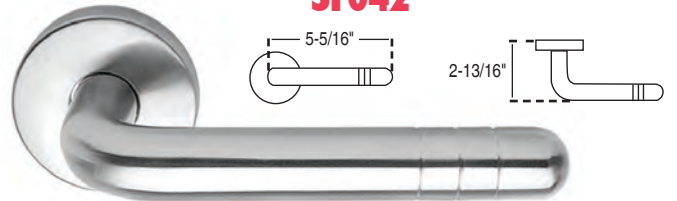
SF040



SF041



SF042



SF043



SF044



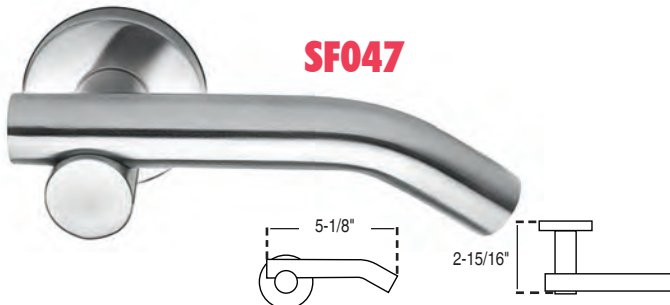
SF045




SF046



SF047



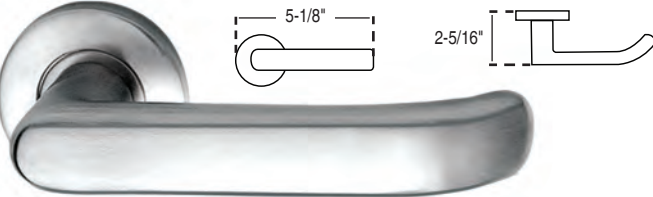
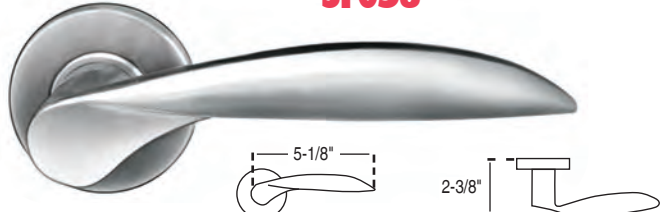

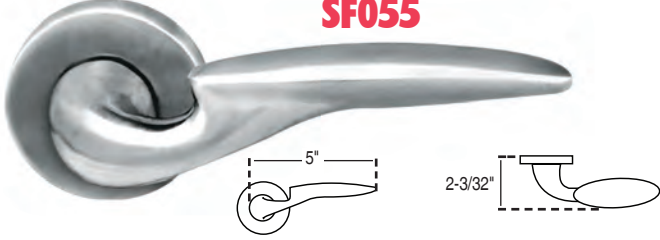



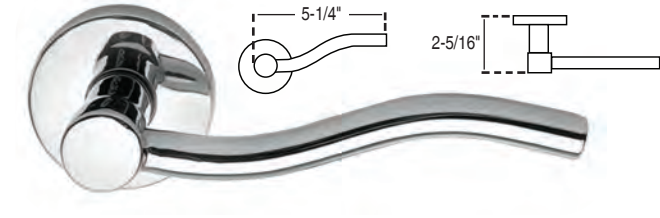
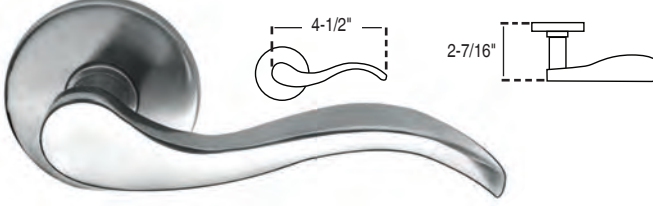



SF048



STAINLESS STEEL INVESTMENT CAST LEVER HANDLE

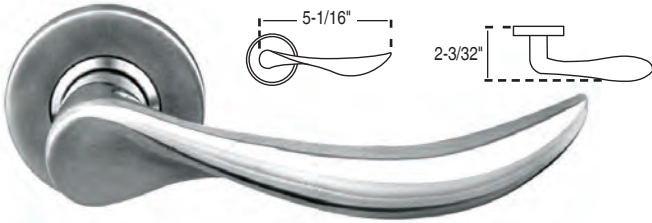
For Grade 1 Mortise & Tubular Locksets

<p>SF049</p>  <p>5-5/32" 2-15/16"</p>	<p>SF050</p>  <p>4-23/32" 2-13/16"</p>
<p>SF051</p>  <p>5-1/8" 2-5/16"</p>	<p>SF053</p>  <p>5-1/8" 2-3/8"</p>
<p>SF054</p>  <p>5-11/16" 2-7/16"</p>	<p>SF055</p>  <p>5" 2-3/32"</p>
<p>SF056</p>  <p>5" 2-7/8"</p>	<p>SF057</p>  <p>5-11/16" 2-7/8"</p>
<p>SF058</p>  <p>5-1/8" 2-7/8"</p>	<p>SF059</p>  <p>5-1/4" 2-5/16"</p>
<p>SF060</p>  <p>4-1/2" 2-7/16"</p>	<p>SF061</p>  <p>5" 2-7/16"</p>

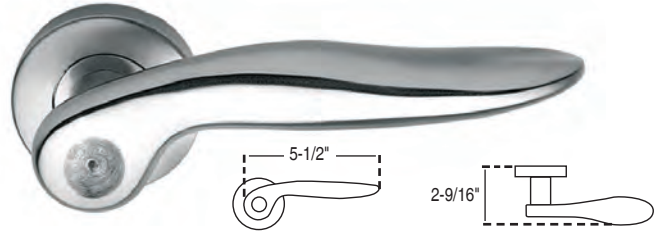
STAINLESS STEEL INVESTMENT CAST LEVER HANDLE

For Grade 1 Mortise & Tubular Locksets


SF062



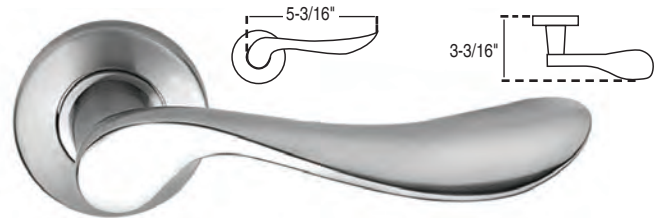
SF063



SF064



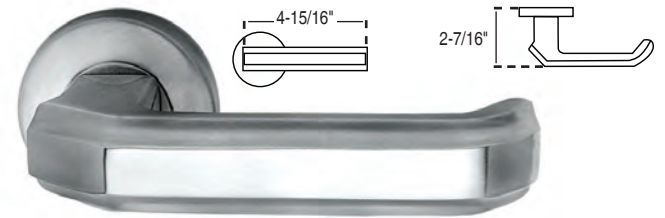
SF065



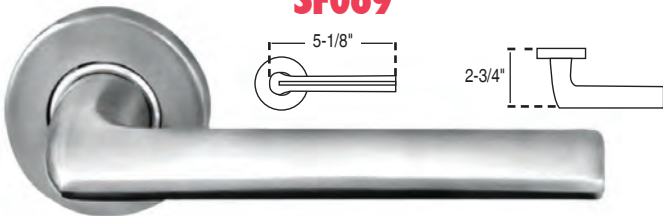
SF067



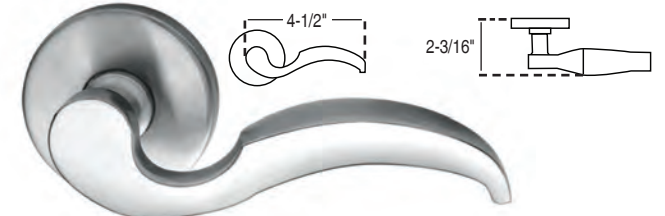
SF068



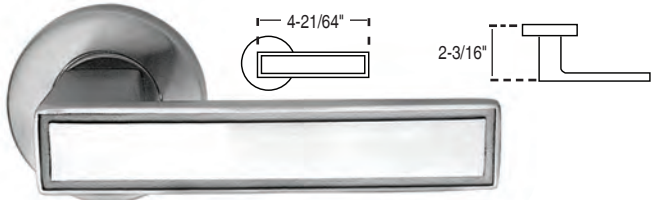
SF069



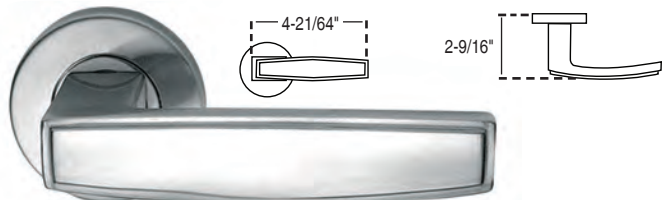
SF070



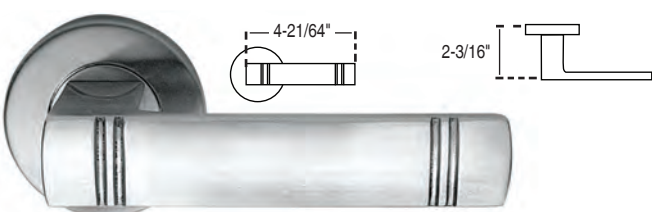
SF071



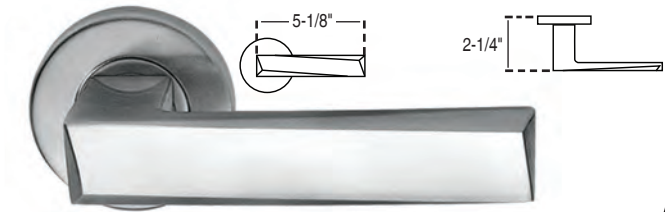
SF072



SF073




SF074




STAINLESS STEEL INVESTMENT CAST LEVER HANDLE

For Grade 1 Mortise & Tubular Locksets

SF075



SF076



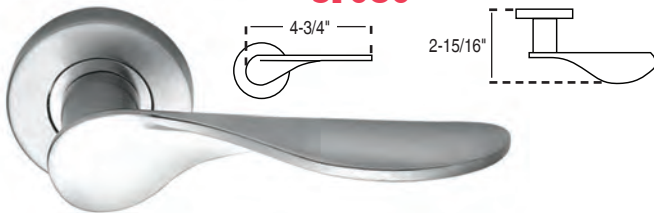
SF077



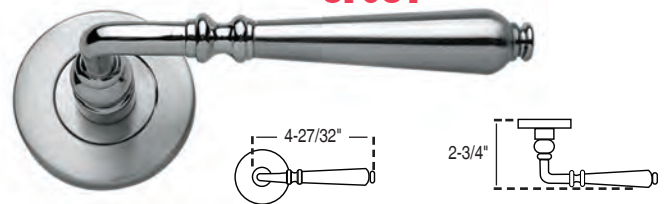
SF078




SF080



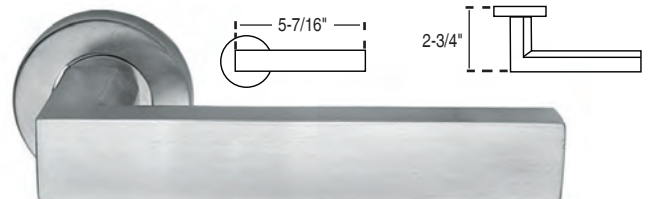
SF081



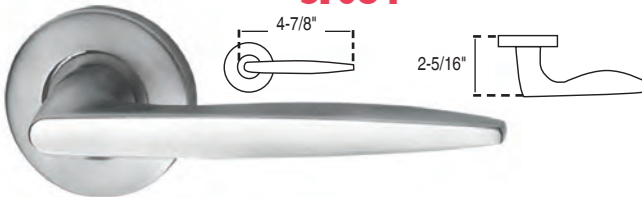
SF082



SF083



SF084




SF085



SF086


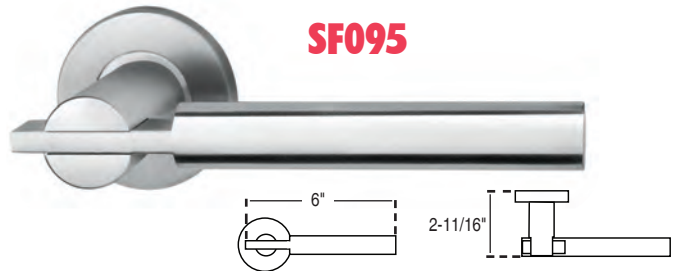
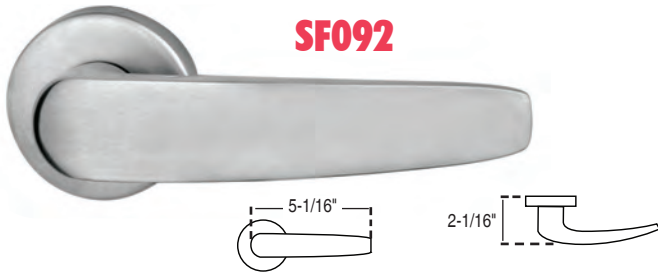




SF087



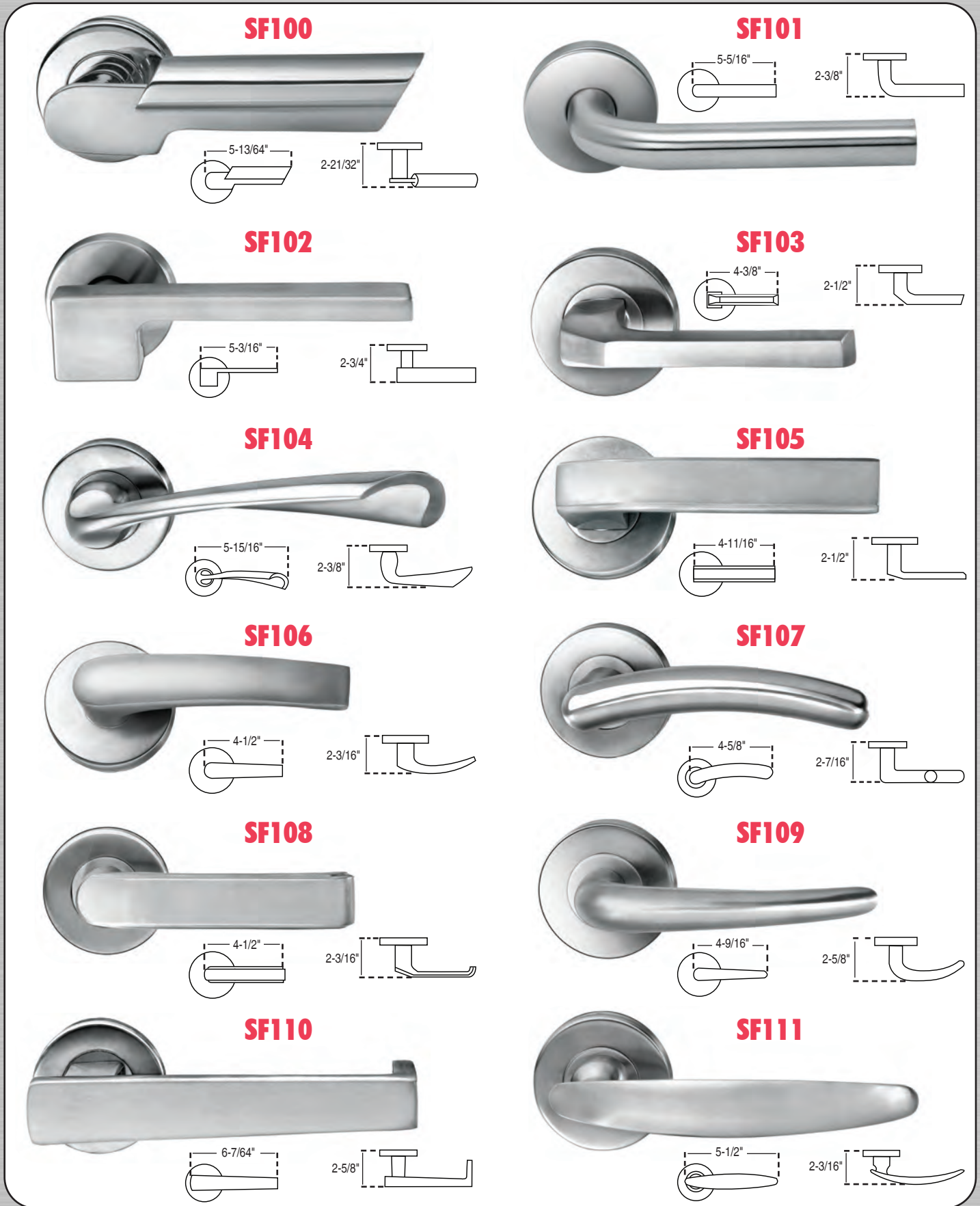
STAINLESS STEEL INVESTMENT CAST LEVER HANDLE

For Grade 1 Mortise & Tubular Locksets



STAINLESS STEEL INVESTMENT CAST LEVER HANDLE

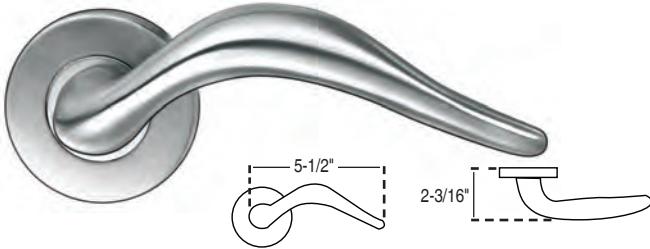
For Grade 1 Mortise & Tubular Locksets



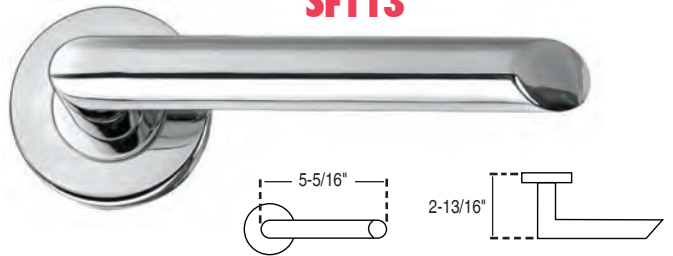
STAINLESS STEEL INVESTMENT CAST LEVER HANDLE

For Grade 1 Mortise & Tubular Locksets

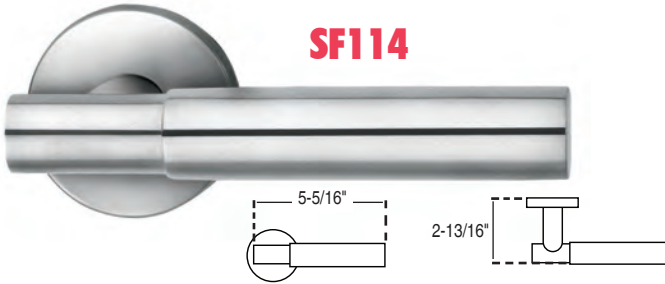
SF112



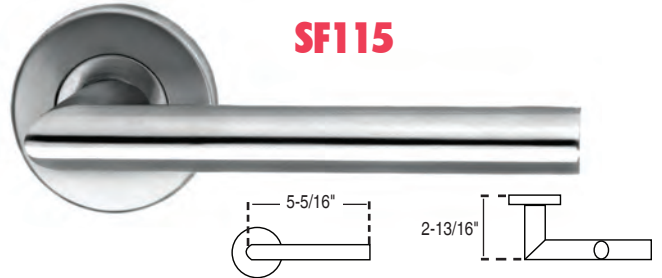
SF113



SF114




SF115




SF116




SF117



SF118



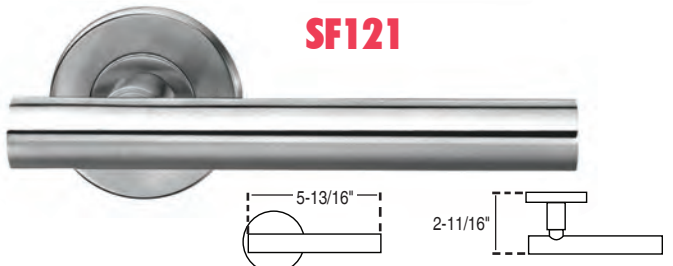
SF119




SF120



SF121



SF122




SF123



STAINLESS STEEL INVESTMENT CAST LEVER HANDLE

For Grade 1 Mortise & Tubular Locksets



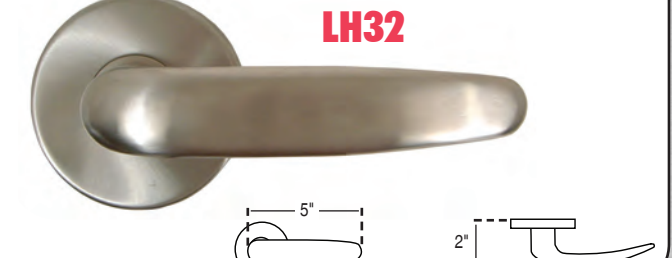




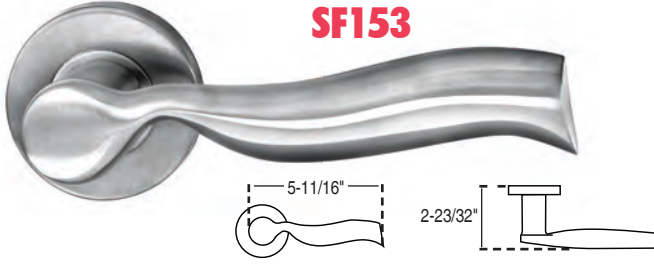


STAINLESS STEEL INVESTMENT CAST LEVER HANDLE

For Grade 1 Mortise & Tubular Locksets

<p>SF138</p> <p>4-15/16" 2-15/16"</p>	<p>SF139</p> <p>5-9/32" 2-13/16"</p>
<p>SF140</p> <p>5-15/64" 2-7/16"</p>	<p>SF141</p> <p>5-5/64" 2-3/4"</p>
<p>SF142</p> <p>5-23/64" 2-1/2"</p>	<p>SF144</p> <p>4-27/32" 2-15/16"</p>
<p>SF145</p> <p>8-1/16" 3-1/16"</p>	<p>SF146</p> <p>6-1/2" 2-13/16"</p>
<p>SF147</p> <p>5-25/64" 2-13/16"</p>	<p>SF148</p> <p>5-1/8" 2-5/8"</p>
<p>SF149</p> <p>5" 2-3/4"</p>	<p>SF150</p> <p>4-15/16" 2-15/16"</p>

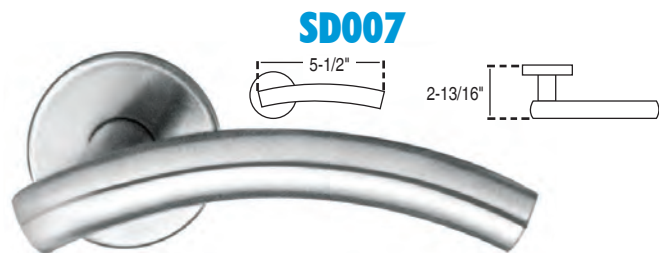



STAINLESS STEEL INVESTMENT CAST LEVER HANDLE

For Grade 1 Mortise & Tubular Locksets



STAINLESS STEEL TUBULAR LEVERS

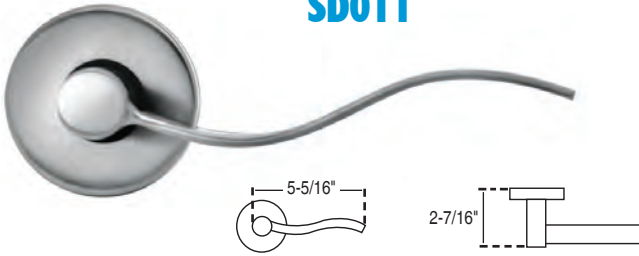
For Tubular Locksets



STAINLESS STEEL TUBULAR LEVERS

For Tubular Locksets

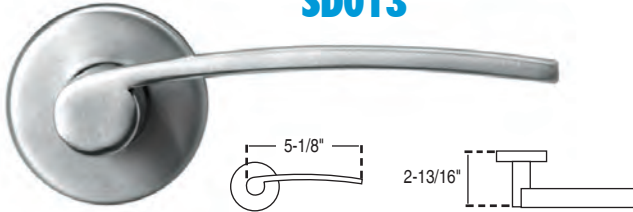
SD011



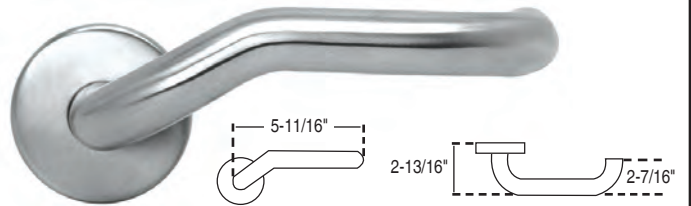
SD012




SD013




SD014



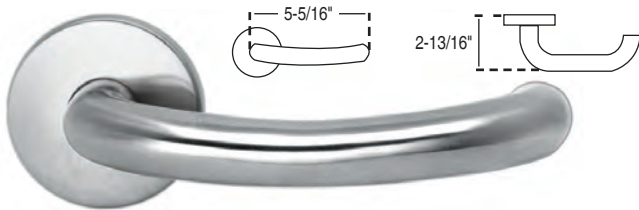
SD015




SD015A



SD016



SD017



SD018



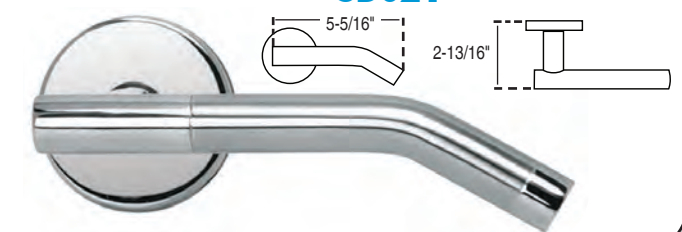
SD019



SD020



SD021



STAINLESS STEEL TUBULAR LEVERS

For Tubular Locksets

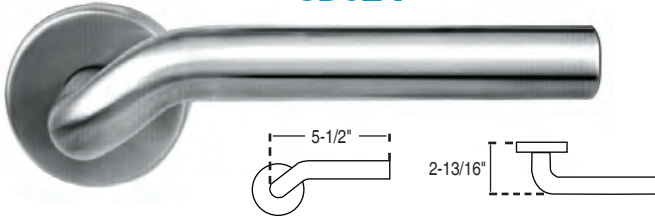
SD022



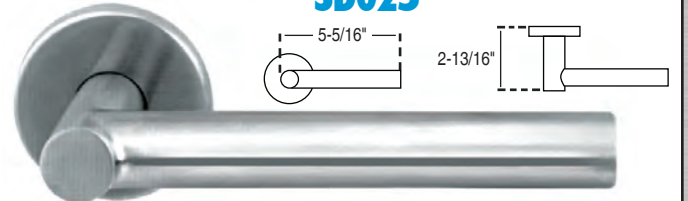
SD023



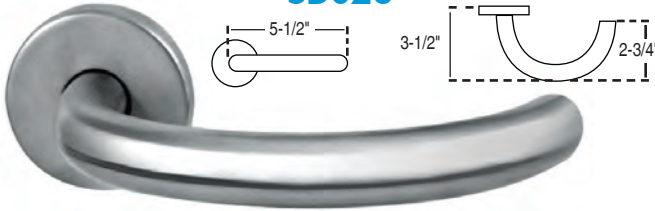
SD024



SD025




SD026



SD027



SD028



SD029



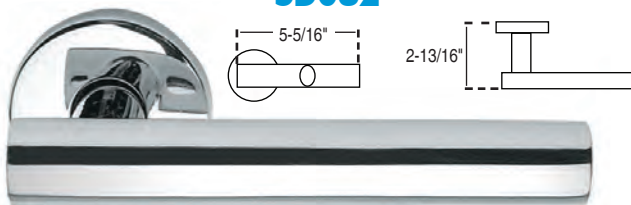
SD030



SD031



SD032



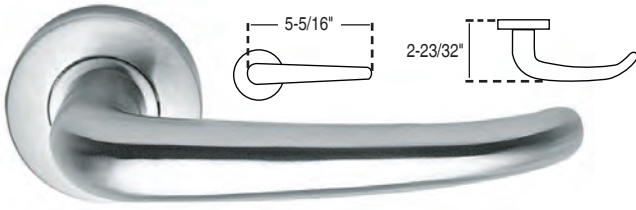
SD033



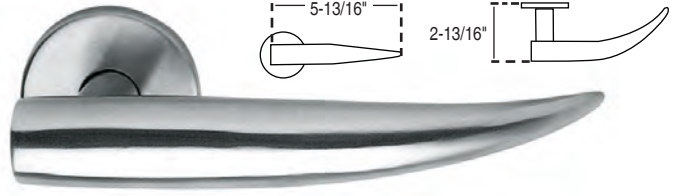
STAINLESS STEEL TUBULAR LEVERS

For Tubular Locksets

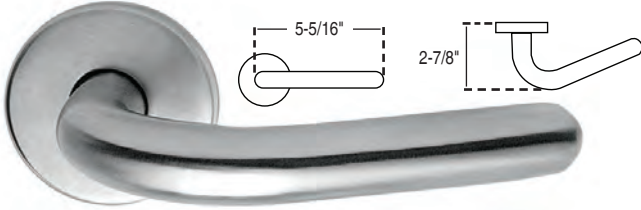
SD034



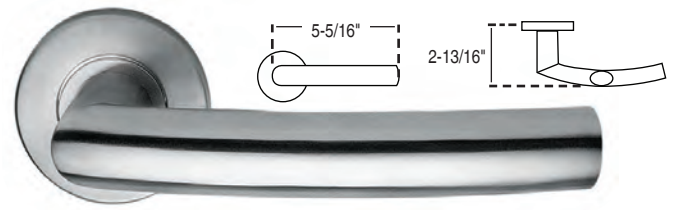
SD035




SD036



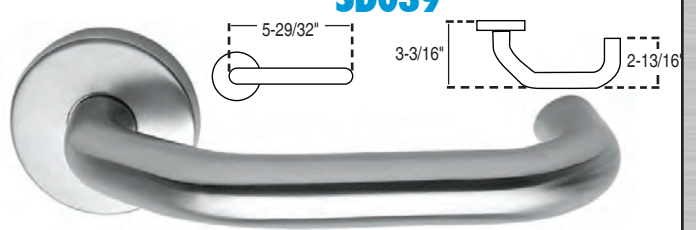
SD037




SD038



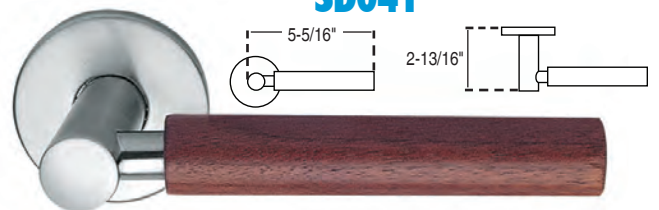
SD039



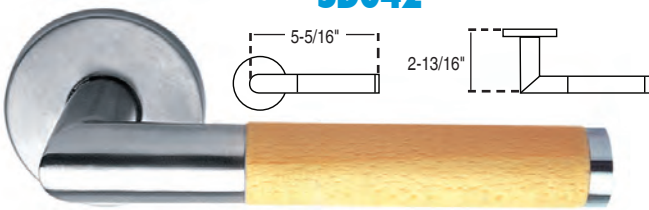
SD040




SD041



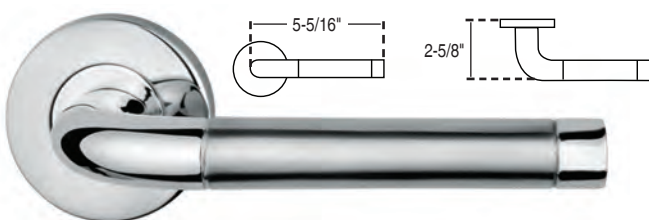
SD042



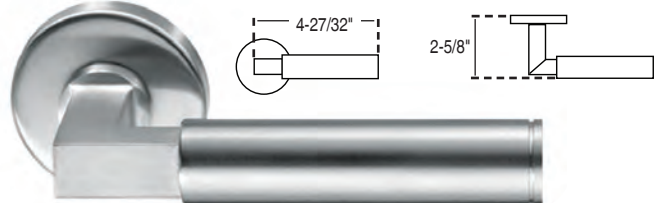
SD043



SD046



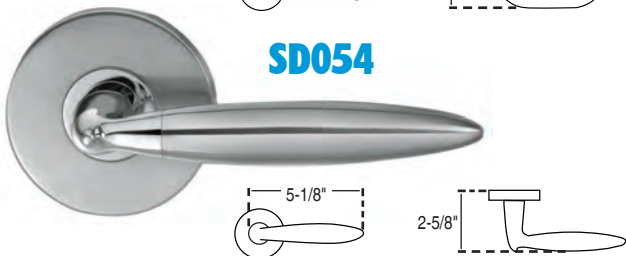




SD047

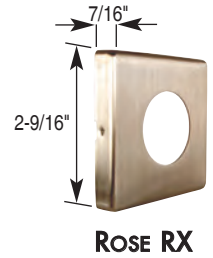
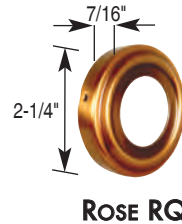
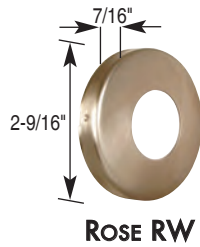


STAINLESS STEEL TUBULAR LEVERS

For Tubular Locksets



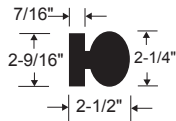
STANDARD MORTISE & TUBULAR LOCK TRIM & ROSE STYLES



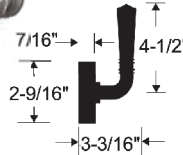
NOTE: Roses are available in a wide variety of finishes



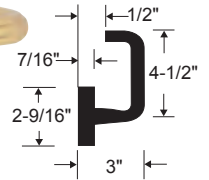
ROUND 10



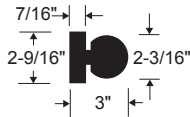
STANHOPE 5644



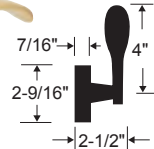
PLAZA 82



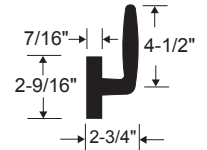
BALL 20/30



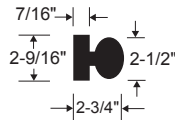
MONACO 57




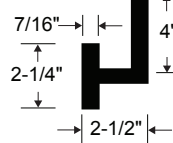
Dayton 83



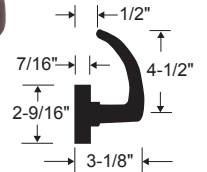
ECLIPSE 60



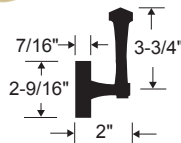
TOWNE 72



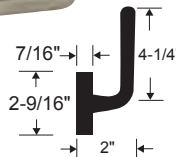
CRESCENT 86



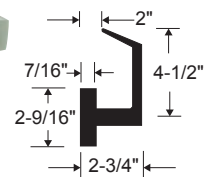
MADISON 52




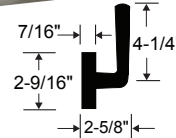
MAXWELL 77



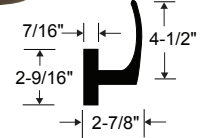
AMERICAN 92



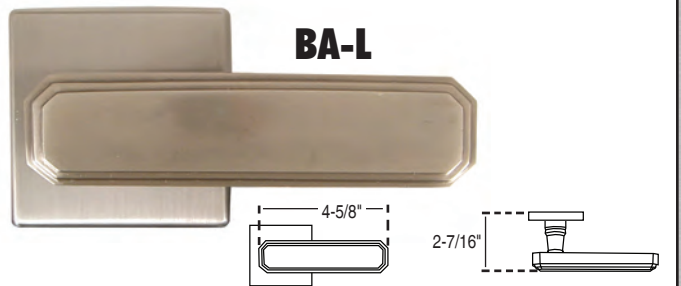

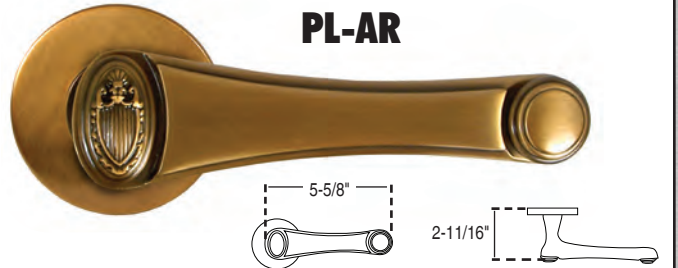

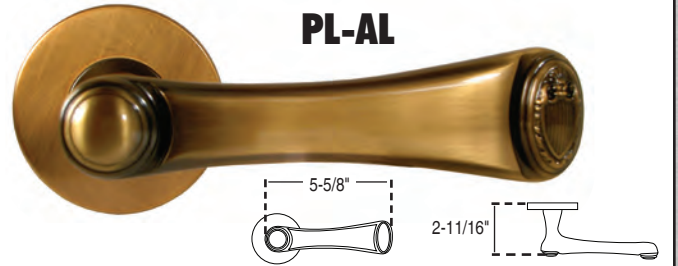

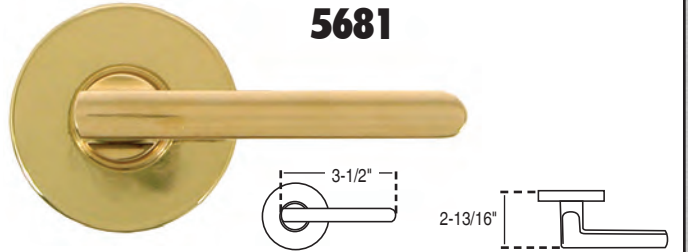
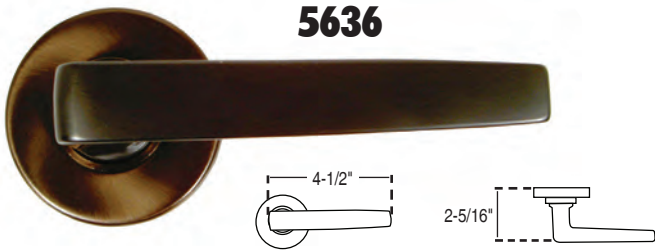


OMNI 78



TITAN 96



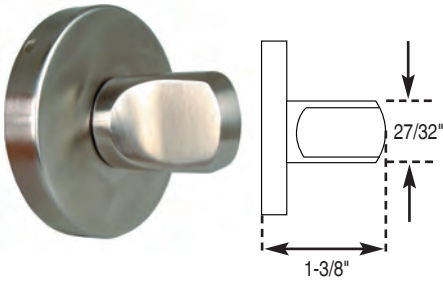
CUSTOM FORGED BRASS LEVERS



TURNPEICES

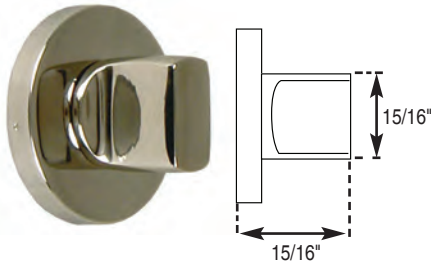
OPTION CODE T1

Base Metal: Brass & Stainless Steel



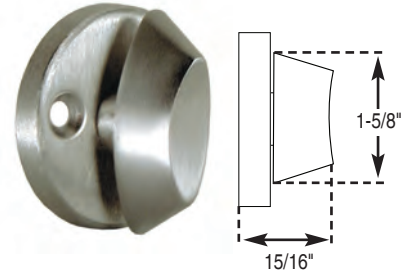
OPTION CODE T2

Base Metal: Stainless Steel



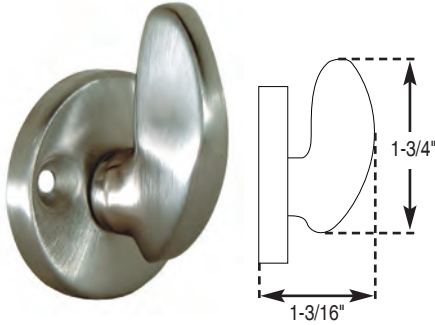
OPTION CODE T3

Base Metal: Zinc



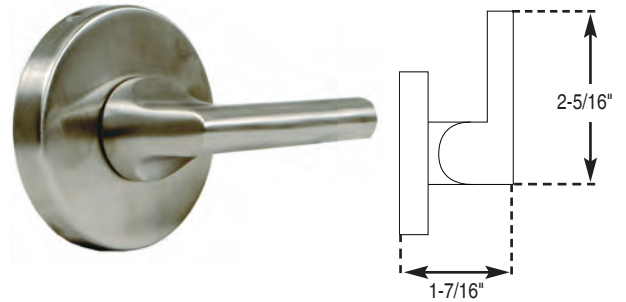
OPTION CODE T4

Base Metal: Brass & Stainless Steel



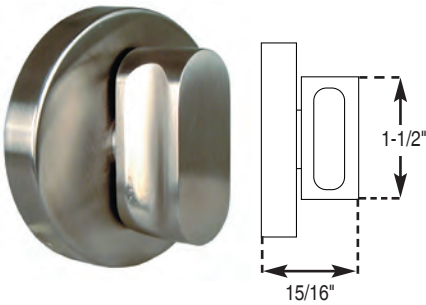
OPTION CODE T5

Base Metal: Stainless Steel



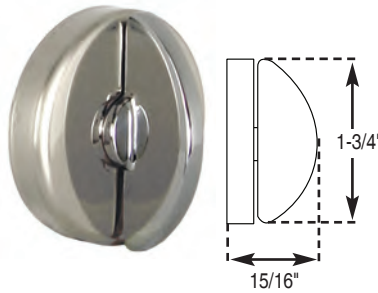
OPTION CODE T6

Base Metal: Stainless Steel



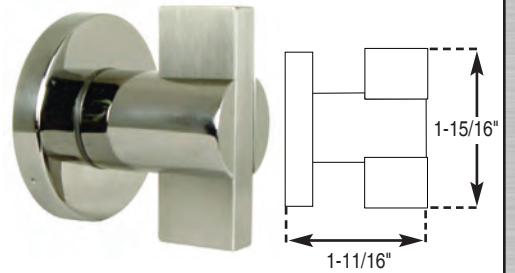
OPTION CODE T7

Base Metal: Brass




OPTION CODE T8

Base Metal: Stainless Steel



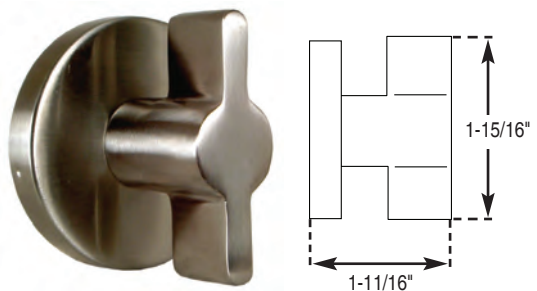
OPTION CODE T9

Base Metal: Stainless Steel



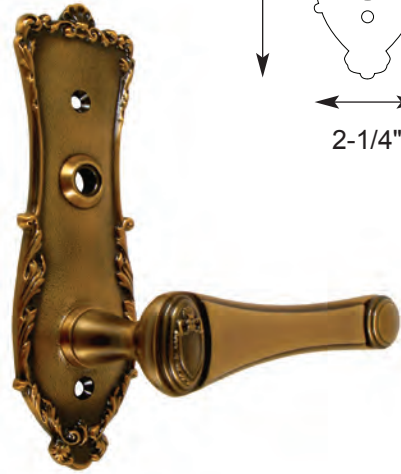
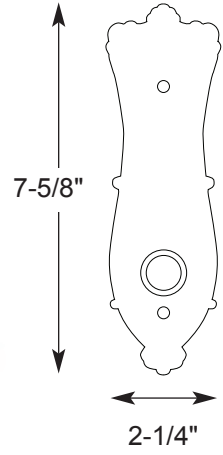

OPTION CODE T16

Base Metal: Stainless Steel

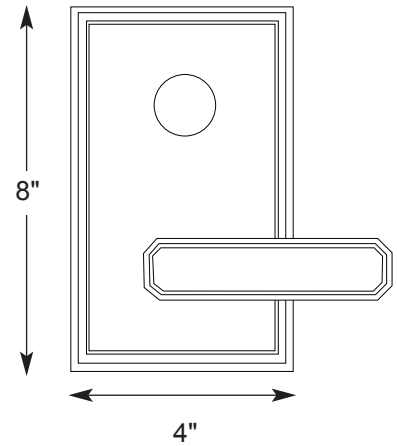


CUSTOM FORGED BRASS LEVERS

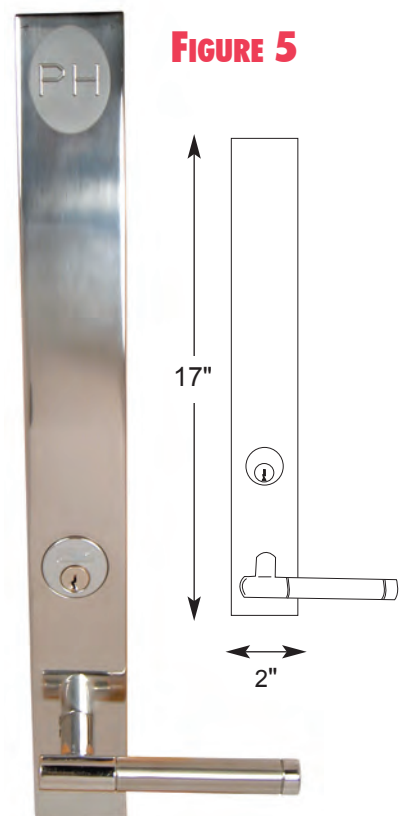
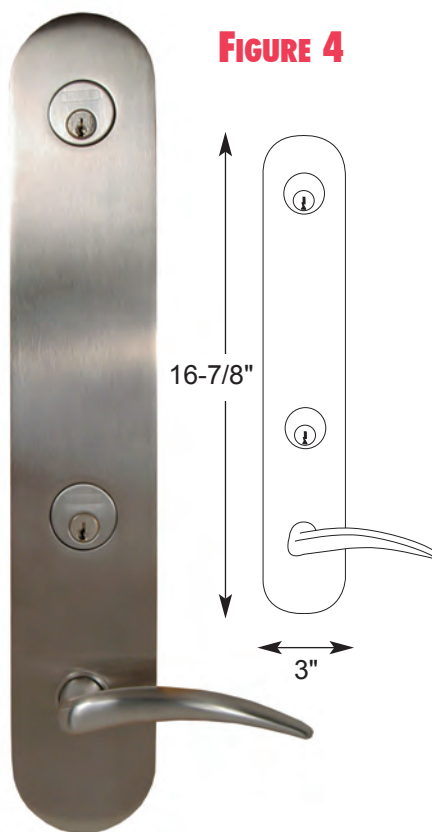

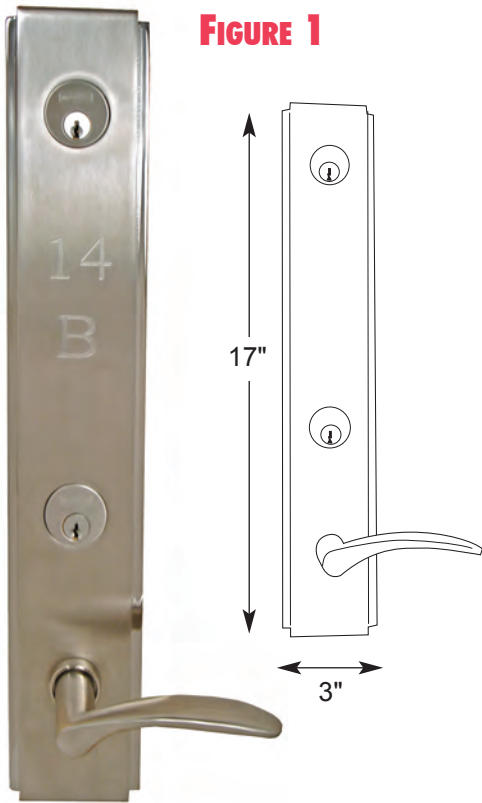
CUSTOM 1



CUSTOM 2



CUSTOM ESCUTCHEON PLATES



CUSTOM ESCUTCHEON PLATES

FIGURE 6

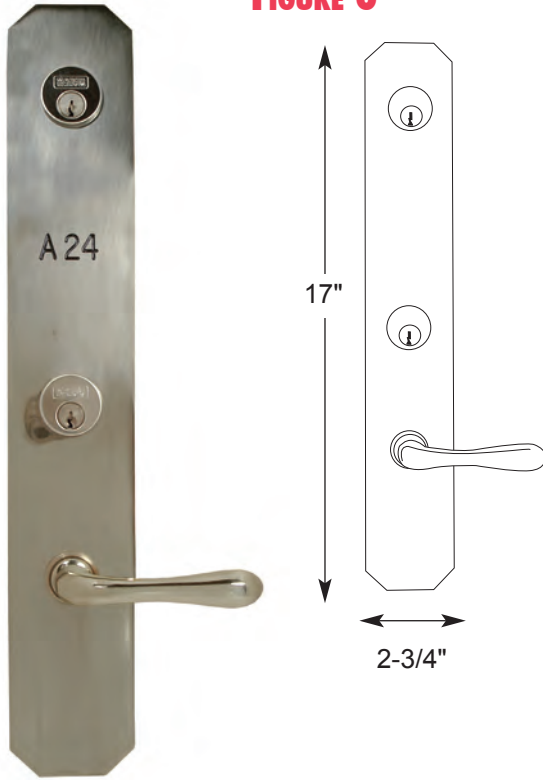


FIGURE 7

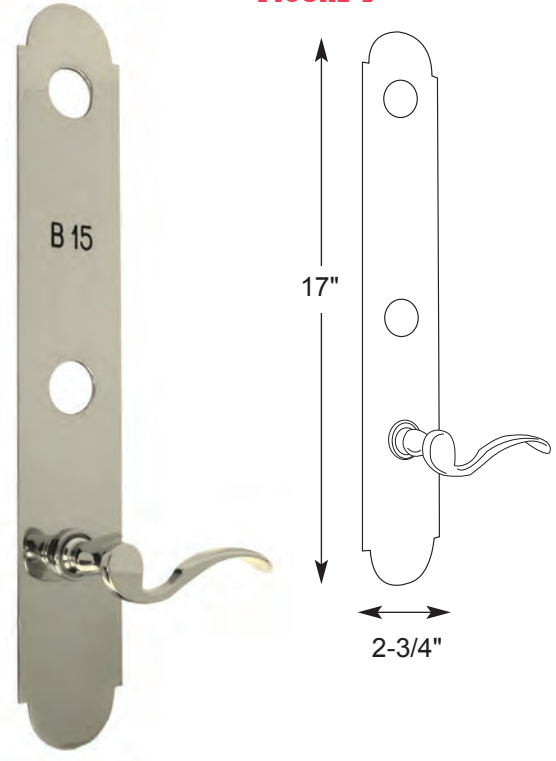


FIGURE 8

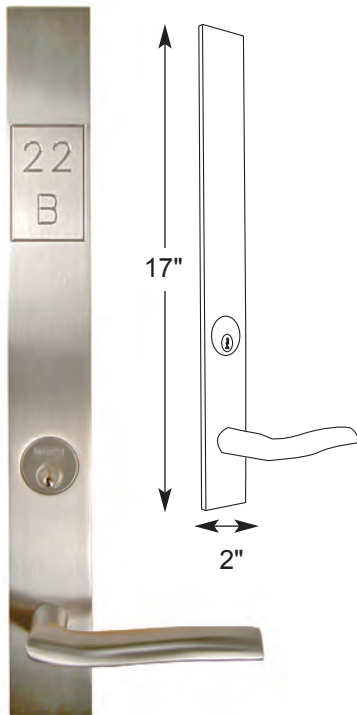


FIGURE 9

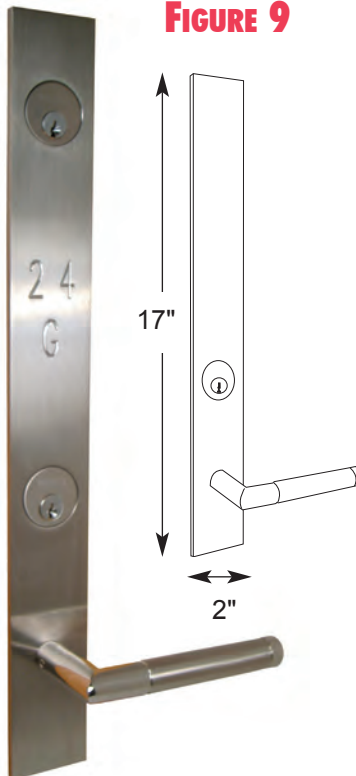
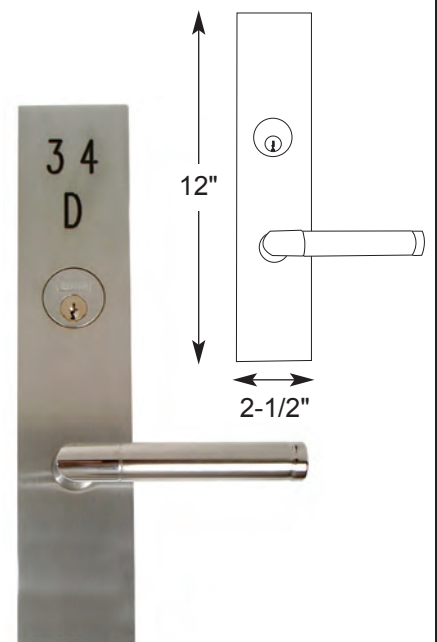


FIGURE 10



CUSTOM ESCUTCHEON PLATES

FIGURE 11

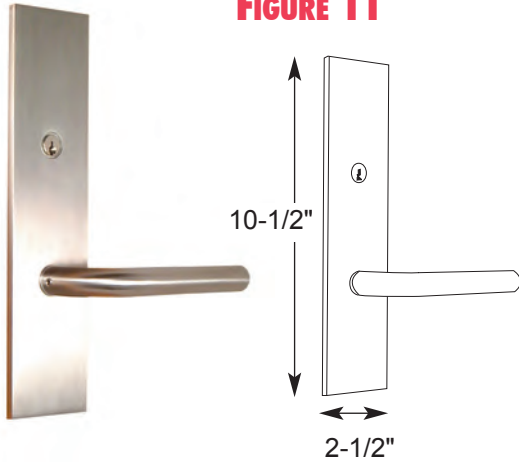


FIGURE 12

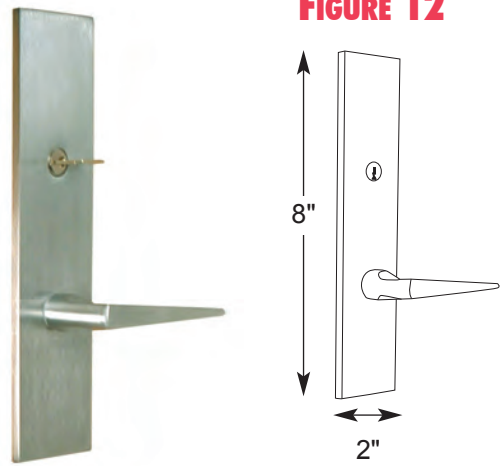


FIGURE 13

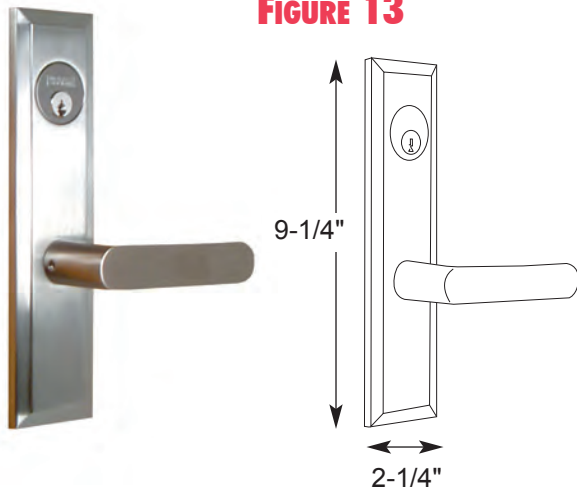


FIGURE 14

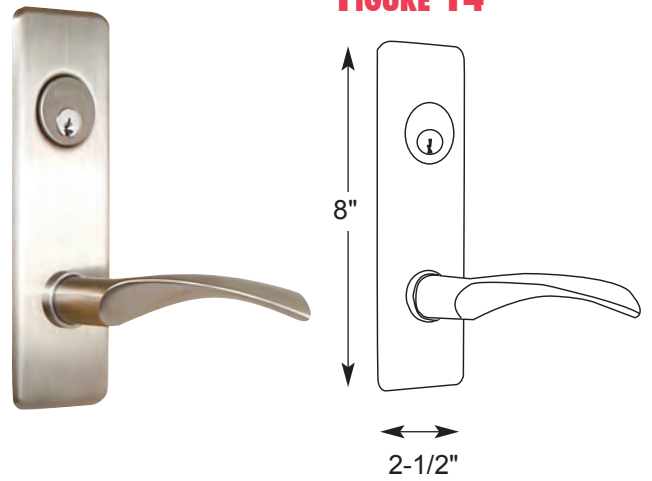


FIGURE 15

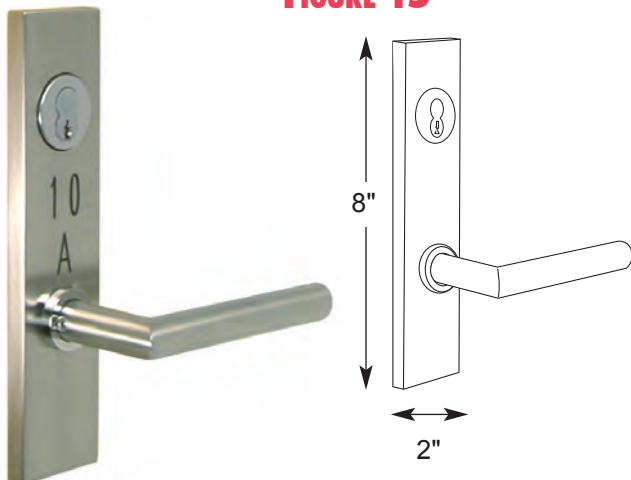
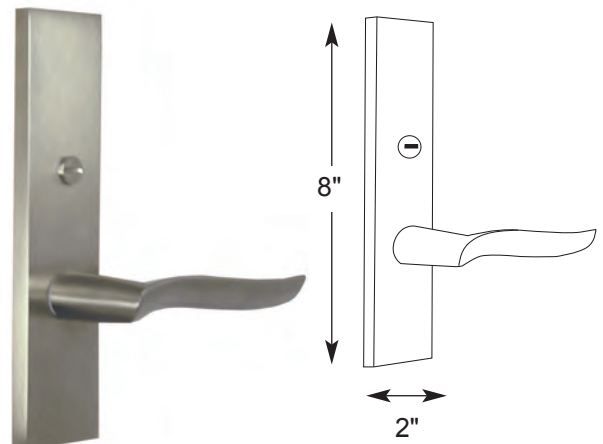



FIGURE 16

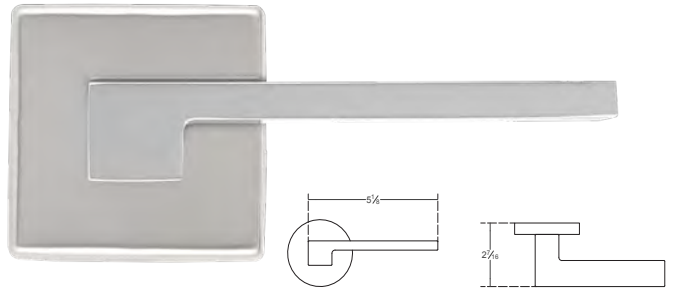


Additional Custom Designs


5322




5641




5637




5647



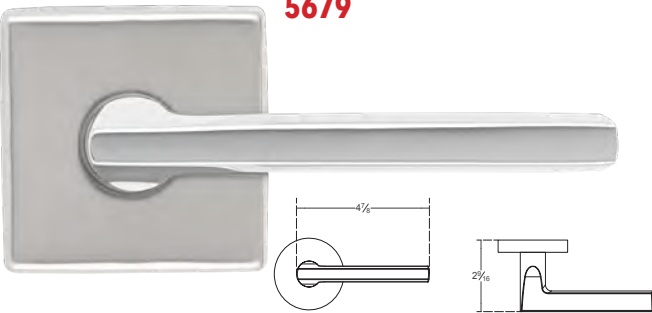
5691



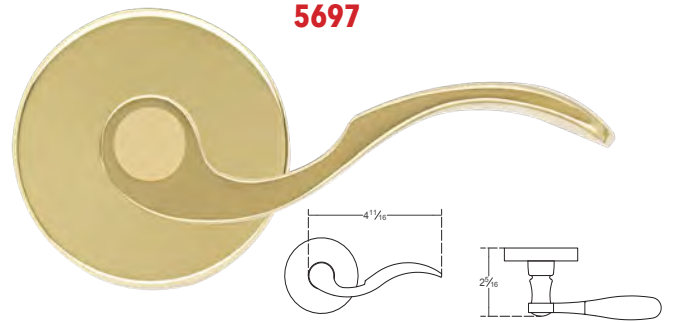
5690



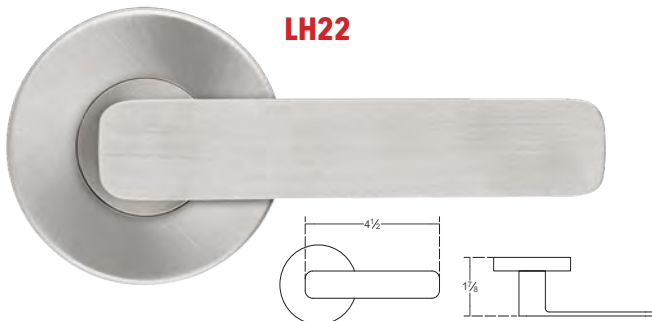
5679



5697



LH22

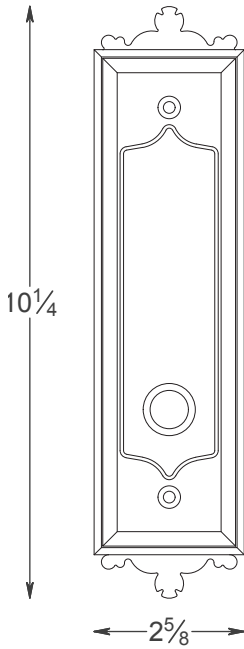
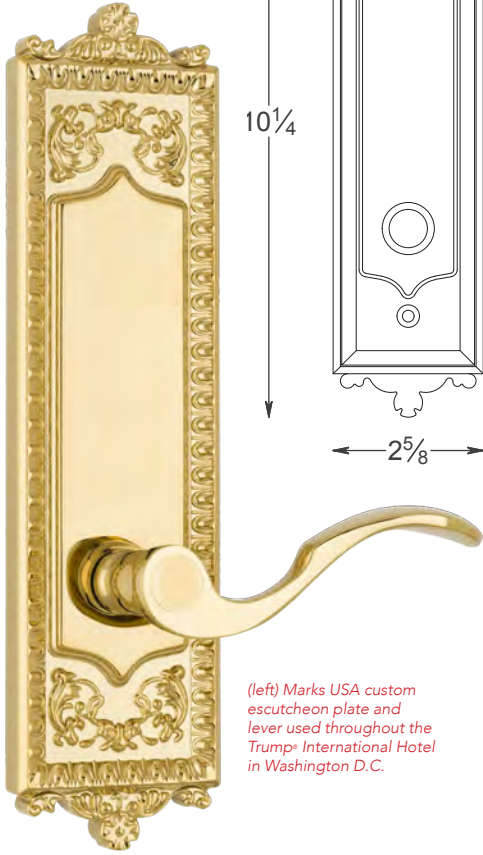


WS600



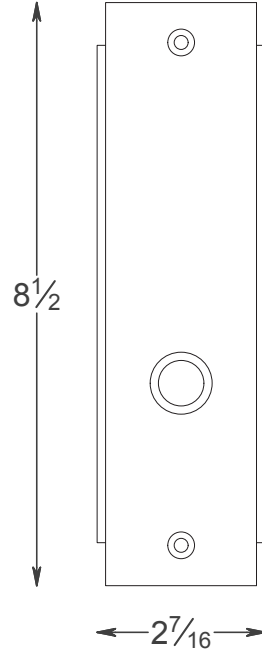
Additional Custom Designs

WP02

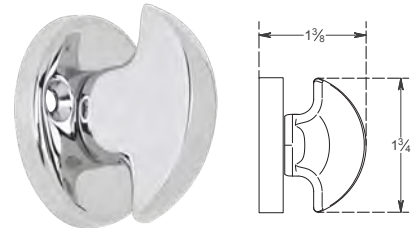


(left) Marks USA custom escutcheon plate and lever used throughout the Trump International Hotel in Washington D.C.

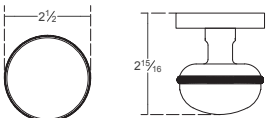
W04



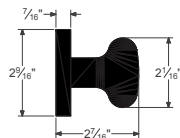
Option Code T15



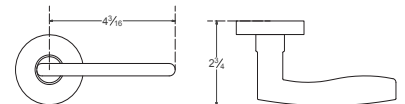
9633



9691



5697



ArchiTech Designer Wireless Access Control

Standalone, Networked, or Enterprise



ArchiTech™ is the best of both worlds, combining infinite combinations of Marks Custom Lock, Grade 1 styles, hardware choices and architectural finishes, with sister Division Alarm Lock's Trilogy® Networx™ Lock Wireless Access Control electronics, class-leading for low-maintenance, longest battery life and breadth of line for every door type. Advanced electronics can be concealed within the door, or neatly on back, and are available in cylindrical, mortise, narrow stile and exit trim, matching in look and function, whether the application is standalone PIN/Prox or Multi-Technology ID Card access, networked and controlled from the server, or centrally-managed in realtime, including area-specific or global lockdown in seconds, with enterprise class software solutions with integrated platforms, including Continental CA4K®, Software House® or Lenel®. Easily networked for every building's construction, Architech Access Locks offer a choice of technologies, Ethernet, WiFi &/ or POE Gateways & Extenders, each controlling over 60 locks. And, for every access control client, from multi-dwelling residential to campus, and institutions or corporate security, these keyless access control locks, support a multi-user hierarchy for service staff, users and managers, as well as a vast variety of ID Credentials, including cards, fobs and mobile Smart App.

Plus, for coordinating the look for an entire building, Marks offers identical matching interior tubular locksets for passage, privacy and closets (dummy locksets). Visit Marks' www.designalock.com website and create, spec and share your own vision.

Standard Configurations



ArchiTech Networx Features:

- **All Applications and Doors** - Cylindrical and Mortise models for wood and metal doors, for new and existing applications, with wireless surface mount or mortised-in electronics and batteries. Surface-Mount or Mortised-in Electronics and Battery Pack
- **Customize To Match Any Aesthetic Look, For Every Décor** - Over 300 locks, levers, roses and finishes to choose from, durable ANSI/BHMA Grade 1 hardware. Over 300 locks, levers, roses and finishes available in mortise version.
- **Future-Proof Multi-Technology Access ID Credentials Replace Cumbersome Keys** – HID® Prox, Mag Stripe, Smart Cards, PIV, keyfobs, enabled iLock® App and remote buttons. 5000 Users, 500 Scheduled Events & 40,000 Event Audit Trail
- **Emergency Lock-Down** option via lock, button, keyfob or server (where networked). (Global Unlock via server too.)
- **Proven, Low Maintenance, Wireless Installation And Unsurpassed Battery-Life with Advanced Power-Saver circuit**, with years of use in even high-traffic areas, using off-the-shelf AA batteries, 3 year battery life, typ. using advanced Power-Saver circuit.
- **Auto-Deadbolt option** for automatic keyless locking of deadbolt upon exiting, ideal for residential applications
- **Flexible System Programming** Locally using a USB Gateway or remotely across a wireless network (using free Alarm Lock DL-WINDOWS Windows-based software) or integrated on an enterprise class IT environment, in realtime, using LENEL
- **Networking Choices** – Choose 802.11 or Ethernet network, with wireless encrypted bi-directional gateways, in which many locks communicate to a single gateway, expander, or use a wireless RF USB Gateway equivalent. For entry door applications and the like, used in conjunction with strikes and mags, use with Networx NetPanels. Or, use as a single-door control, in real time, as part of the IT-Network environment, with Continental Access CA4K®, Lenel OnGuard® Integrated Access Control & Video Security or Software House Connected Partner Program Platforms.‡



ArchiTech Designer Wireless Access Control

Standalone, Networked, or Enterprise



Networkx Gateways Options (no Panel or PIM required)

1 Networkx Gateway controls up to 63 wireless Networkx locks (repeaters also available for extending range).



Wired Gateway



POE Gateway



802.11 Gateway

Networkx Configuration Options (multi-technology ID card/credential readers available in multiple shapes & colors)



Concealed electronics

Mortised-in electronics and batteries

Cylindrical; Surface Mounted Electronics (back box not shown)

Mortise; Surface Mounted Electronics

Mag Stripe Reader

Keypad



The Key is Your Smartphone & More Secure Technology: Use the iLock® App to unlock your Networkx ArchiTech™ Bluetooth® Series Door Lock in seconds!

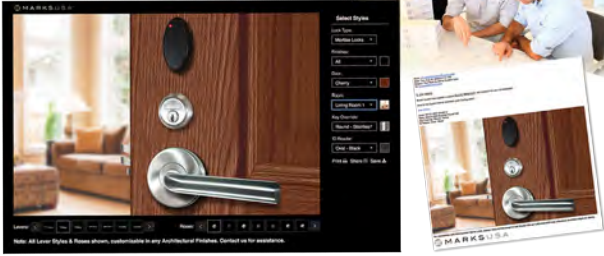
iLock, the easy smartphone mobile solution for unlocking your Trilogy® ArchiTech Bluetooth Series Designer Access Control Locks from up to 30 feet away with any smart device, without the need to carry cumbersome ID cards or keys. Password protected access is secure through the use of Bluetooth LE® and proprietary encryption. For even greater security users can add an optional passcode, entered on their phone App.

Coming soon: emailable digital eKeys for guests or service temporary access, too.

iLock App is available from both iTunes and the Google Play Store



Style MARKS



Create your own custom lock looks

www.designalock.com

Create, spec & share a custom lock vision for any space or building with www.designalock.com interactive site for trying out various lock looks for locks inside and out. Ideal for Architects, Designers and Building Operating Management who want their access control and locking "look" to be as welcome as the security they provide.

ABOUT US: MARKS USA was established in 1977 to serve a growing demand for a mortise lock manufacturing company who would satisfy the needs of an expanding market. Since then, the product line has grown to include residential and commercial locksets to meet and exceed the most stringent UL and BHMA/ANSI specifications. In 1989, the *Custom Lockset Division* was created to accommodate customers with special requirements of either lock function or design. Custom locksets have been developed for numerous municipal and commercial applications, including those shown.. These are various custom locksets developed to accommodate our customers needs. This is only a sampling of our solutions. We at the *Custom Lockset Division* welcome the opportunity to respond to special applications requiring a custom engineered lock product. Marks USA makes compliance with the Buy American Act (BAA) and American Recovery & Reinvestment Act (ARRA) easy, as an American manufacturer of quality door hardware products with manufacturing facilities in Long Island, NY.



MARKS USA



365 Bayview Ave. • Amityville, NY 11701 • USA • 800-645-9445 • Fax: 631-225-6136
salesinfo@marksusa.com • www.marksusa.com

Marks USA is a Division of NAPCO Security Technologies, Inc. (NASDAQ:NSSC) • NAPCO • Alarm Lock • Continental Access • Marks USA

ArchiTech, Trilogy, Network and iLock are trademarks of NAPCO Security. Other trademarks listed are properties of their respective companies. Lifetime warranty limited to mechanical lock (excluding finish). See full details Pg 1 &/or at www.marksusa.com

©Marks USA, 2020

A768 (2.20)